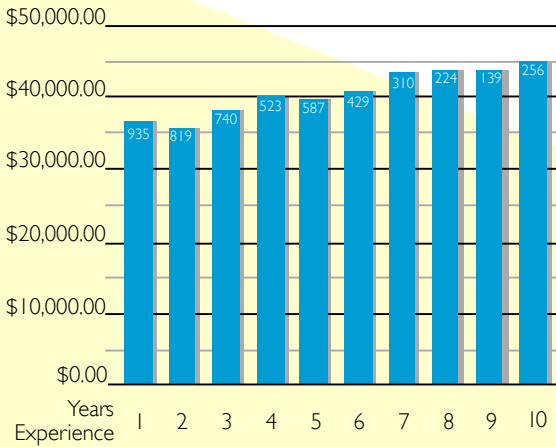




# EARNING RACE?

- The Northeastern and Western regions report the greatest salary differences between certified and noncertified coders
- While compliance officers, consultants and speakers continue to dominate the higher salary sectors, physician and facility based coders are advancing along the salary scale, as well (an increase of between \$2,000 and \$3,000 for certified coders compared to the 2005 survey results)
- A physician office coder earns, on average, \$32,400 annually and an facility based coder earns, on average, \$33,600 annually
- Apprentice coders (certified but with less than two years job-related experience) are finding well-paying openings, with an average annual starting salary of \$30,000
- Experience accounts for increased earnings, although due to the relatively recent recognition of the profession most respondents averaged less than six years on the job
- A person with six years experience earned, on average, nearly \$5,000 more per year than a person with one year's experience

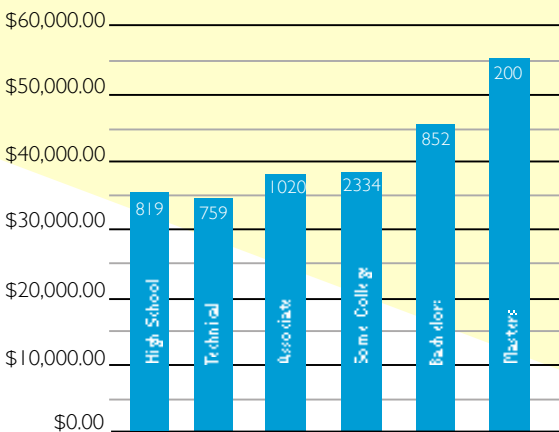
## Average Salary by Experience



## Average Salary by Title

Title	Salary	Respondants
Claim Reviewer	\$32,266.59	118
Facility Based	\$33,606.22	418
Physician Based	\$32,380.88	1058
Apprentice	\$30,090.83	62
Coding Consultant	\$57,536.33	129
Coding Specialist	\$34,223.53	1106
Reimbursement Manager	\$45,892.06	428
Compliance Officer	\$54,796.31	68
Audit Specialist	\$48,117.32	390
Educator	\$46,649.50	120
Insurance Manager	\$38,502.30	164
Medical Records Supervisor	\$41,490.14	36
Office Manager	\$43,658.80	505
Speaker	\$51,571.43	7

## Average Salary by Education



## Average Salary by Facility

Facility Type	Salary	Respondants
Ambulatory Surgery/Hospital Outpatient	\$39,582.00	532
Consultant	\$59,517.91	141
Government Facility	\$41,923.58	250
Home Office	\$41,679.90	153
Hospital Medical Records	\$37,500.93	470
Insurance Company	\$43,843.30	213
Multispecialty Group	\$38,962.37	1402
Other	\$42,876.73	262
Physician Billing Service	\$36,166.31	893
Single Specialty Group	\$36,912.08	1336
Solo Practice	\$33,706.19	261

- Education continues to influence earnings
  - A coder with a Master’s degree is likely to earn upwards of 30 percent more than a coder with only a high school diploma
  - College degreed coders earn, on average, \$45,000 annually
  - An associate’s degree or some college (without obtaining a degree) puts earnings above those with a high school diploma or those completing a program offered through a technical school
- Continued education is gaining importance among employers, with an average of \$1,850 spent annually to keep their coders on the mainline of knowledge

And, talk about job security – coding and related occupations continue to take top berth in U.S. Department of Labor job outlook and employment statistics. According to that office’s forecasts: Job prospects are very good and the industry is expected to grow much faster than average compared to other occupations through, at least, the year 2012. The fastest employment growth and a majority of the new jobs are expected in offices of physicians, due to increasing demand for detailed records, especially in large group practices. Rapid growth also is expected in nursing care facilities, home healthcare services, and outpatient care centers.

So, how do you break into the profession or into a higher-level position?

One sure way is the Academy’s Career Edge, which is a free employment service open to membership, certified or noncertified. Members can post multiple resumes for positions in billing, coding, medical records, and medical transcription


employers advertise as part of the online service. A broader search allows members to look at health care openings outside of coding in areas that include administration, marketing, public relations, nursing, dentistry and allied health professions.

Employers and applicants receive e-mail notification each time a candidate or job description matches the profiles provided. Job seekers also can target their search by preference such as geographic location, job discipline or coding specialty. Actual contact is kept confidential throughout the interview and hiring process.

The Academy’s Career Edge also walks employers and candidates through the entire process of finding a job to finding the ideal candidate for the open position. Online tools help coders build resumes and web sites that enhance the matchmaking job service.

Statistics show the current success of the Career Edge for our membership:

- Between May 21 and June 30, 2006, there were 99,716 contacts (hits) made to the Career Edge
- On average, there are 428 user sessions each day (as opposed to separate users since a person can access the site multiple times per day)
- During one recent week, 786 members accessed the site from the Academy’s homepage, while 1,000 accessed the site through personal bookmarks

For more information, go to the Academy web site at [www.aapc.com](http://www.aapc.com) and click on the Career Edge logo. 

## Average Salary by Demographic

## Average Salary by Core Certification

